

How to appeal your financial aid

If you and your family's financial situation has changed, you should consider appealing, which will allow the college to consider your current financial circumstances when determining your financial aid offer.

Eligibility for an appeal

Have your family's financial circumstances changed?

Talk to your parent(s) to confirm there have been changes to your family's finances (e.g. income, college savings). You'll need to provide proof of these changes when filing your appeal.

Which option(s) below best describes your reason for appealing your financial aid package?


- | | |
|---|--|
| <input type="checkbox"/> Significant decrease in income since 2023 or since submitting your financial aid forms | <input type="checkbox"/> Other members of your family (like siblings) will also be attending college next year |
| <input type="checkbox"/> Death of parent or spouse | <input type="checkbox"/> Unusually high medical expenses |
| <input type="checkbox"/> You or your parent(s) marital status has changed since 2023 or since submitting your financial aid forms | <input type="checkbox"/> Loss of employment |
| | <input type="checkbox"/> Other* |

**Note: Expenses such as those for vacations, tithing, payments for consumer debt such as credit cards or car notes, are not usually considered valid reasons to request reconsideration for financial aid.*

How to appeal your financial aid


Appeals process

What is the financial aid appeal process like?




Contact your college(s)' financial aid office to explain the changes your family has experienced and ask for more information about the appeals process. Make note of the process as it can be different at each college. *Check out the college website to figure out the best way to contact the financial aid office*

What materials do I need to gather?



Gather financial materials and other documents that will support your case for an appeal. The list of documents needed may vary based on the financial changes your family has experienced, but could include a letter explaining what has changed, W-2's, layoff notices, unemployment documents, etc. Hold on to all the original documents for your own records and send the college copies or photos.

How do I submit my appeal?



Depending on the college, the submission process could be via email, college portal, or regular mail. When submitting, ask for an expected timeline of when you'll hear back about their decision. *For help crafting a letter, check out this free resource: <https://formswift.com/swift-student> or see our sample appeal letter below.*

How to appeal your financial aid

Use the sample below to give you an idea of what an appeal letter should look like!

Financial Aid Office
XYZ University
111 University Drive
Any City, Any State 00000

To Whom It May Concern:

Thank you for the recent financial aid package offer to attend XYZ University. Unfortunately, since the time I submitted data about my family's finances on the FAFSA, our financial situation has change dramatically.

ABC Company has had to lay off many of its employees, including my father, and we do not know when he will be able to return to work. Because of this, my family will not be able to contribute nearly as much as they expected toward my college education at this time.

I would greatly appreciate it if you could make adjustments to my financial aid package to address this change. Please let me know if there is any additional information you will need in order to complete necessary paperwork, and thank you for your prompt attention to this matter.

Sincerely, Student.

Address the letter to the college financial aid office

Describe your special circumstances in as much detail as possible


Sign your name at the end of the letter, and say 'Thank you'

Attach supporting documentation for proof of your special circumstances

How to appeal your financial aid


Next steps

What do I do after submitting my financial aid appeal?

A decorative graphic consisting of three horizontal blue lines of varying lengths, with the middle line being the longest and the top and bottom lines being shorter and angled slightly upwards.


Keep an eye out for communication from the college(s) in case they need further documentation, have additional questions, or have made a decision. If you don't hear from the college(s) within the time you expected, you should follow up with the financial aid office.

What are the next steps if my appeal is approved?

A decorative graphic consisting of three horizontal blue lines of varying lengths, with the middle line being the longest and the top and bottom lines being shorter and angled slightly upwards.

If your appeal is approved, the financial aid office will adjust your financial aid package. Review your updated financial aid offer and determine what your estimated bill will be (an easy way to do this is by using uAspire's free [College Cost Calculator](#)). If the bill is still unaffordable, you may need to consider other college options.

What are the next steps if my appeal is denied?

A decorative graphic consisting of three horizontal blue lines of varying lengths, with the middle line being the longest and the top and bottom lines being shorter and angled slightly upwards.

If your appeal is denied, your financial aid package will stay the same. Review and compare all of your financial aid offers again to determine if there are any affordable choices. Don't make any college decision without knowing the cost. If you still feel there are no affordable options, reach out to your uAspire advisor or email studentsupport@uaspire.org to discuss alternatives.